

## INSTRUCTIONS FOR THE ONLINE PROFICIENCY TEST

- This document is intended to help you understand how the online English Proficiency Test will proceed. Please read the instructions below very carefully.
- Please follow the announcements on our website ([foreignlanguages.istinye.edu.tr](https://foreignlanguages.istinye.edu.tr)) for the class lists and the Zoom links. On the test day, you must join the Zoom meeting for ID checks and approval forms.
- If you do not attend the ZOOM meeting at the time indicated below, your exam will be invalid.

## **ABOUT ZOOM**

- Make sure you attend Zoom with your FULL NAME.
- DO NOT mute yourself on Zoom. Your audio will be periodically checked by the hosts during the exam.
- Make sure your mobile phone is on THE FLIGHT MODE and wifi turned on.
- DO NOT STATE your problems on Zoom either by talking to the host or writing on the chat. How you will contact us for exam-related problems is explained in the “during the exam” section below.

## **DURING THE EXAM**

- Make sure you use GOOGLE CHROME.
- If you experience any problems with the page. Please try refreshing the page first. If the problem persists, click the "Sorun bildir" button in the top right corner of the page and deliver your problem.
- The LMS system records everything you do in the exam. So, electricity cuts, internet connection or system related problems are reported to us immediately. In cases of such problems, everything you have typed will have been saved by the system. You can log in and continue from where you left off.

The test will proceed as follows:

- ZOOM ID check + Login to ALMS + Consent forms (11:00-11:30)

You have to attend the ZOOM meeting by 11:10. You will not be admitted into the ZOOM meeting after 11:10.

- READING 1 (11:30-12:00)
- READING 2 (12:05-12:35)
- BREAK (15 minutes)
- ZOOM ID check (12:50-13:10)


For the WRITING section, you have to attend the ZOOM meeting by 13:00. You will not be admitted into the ZOOM meeting after 13:00.

- WRITING (13:10-14:10)


- Make sure you are *ALONE* in the exam room and do not talk to anybody including the examiner during the exam.
- Headphones are strictly **FORBIDDEN**.
- Make sure the exam room is quiet.
- Make sure you and your computer screen are clearly visible to the camera. Your screen, your table and you should be seen from a close and appropriate distance.
- Do not position the camera right at the back since your own body blocks the screen.
- Make sure your computer screen does not face the window because the light makes it too bright for the proctor to see your screen.


**IF YOU DO NOT COMPLY WITH THE INSTRUCTIONS EXPLAINED HERE, YOUR EXAM WILL BE INVALID.**

Unacceptable **X**



Unacceptable **X**





Acceptable 

On the test day, when you log into your ALMS account ([istinye.aimscloud.com](http://istinye.aimscloud.com)), you will see four sections: APPROVAL/ONAYLAMA, READING 1, READING 2, and WRITING.

The screenshot displays the user interface of the İSTİNYE ÜNİVERSİTESİ ALMS system. The top header features the university's logo and name. A left-hand navigation menu includes options for Home, My Courses (highlighted in red), Calendar, My Gradebook, Communication Tools, and My Links. The main content area shows a list of activities with the following columns: Status, Type, and Name. The activities listed are APPROVAL/ONAYLAMA, READING 1, READING 2, and WRITING. Each activity row includes a status indicator (0/100 viewed, 100 rights left), a type (Exam), and a name. A large black circle highlights the activity names, and a red checkmark is placed over the APPROVAL/ONAYLAMA entry.

Status	Type	Name
0 / 100 viewed 100 rights left (0/100)	Exam	APPROVAL/ONAYLAMA
0 / 100 viewed 100 rights left (0/100)	Exam	READING 1
0 / 100 viewed 100 rights left (0/100)	Exam	READING 2
0 / 100 viewed 100 rights left (0/100)	Exam	WRITING



Before you begin the actual test, you will click on the section titled 'APPROVAL/ONAYLAMA'.

The screenshot shows the user interface of the İSÜ İstanbul University Learning Management System (LMS). At the top left is the university logo: **İSÜ** | İSTİNYE ÜNİVERSİTESİ İSTANBUL. A dark sidebar on the left contains navigation links: Home, My Courses (highlighted in red), Calendar, My Gradebook, Communication Tools, and My Links. The main content area displays a list of activities with the following columns: Status, Type, and Name. The activities listed are:

Status	Type	Name
0 / 100 viewed 100 rights left (0/100). ☆	Exam	▶ APPROVAL/ONAYLAMA
0 / 100 viewed 100 rights left (0/100). ☆	Exam	▶ READING 1
0 / 100 viewed 100 rights left (0/100). ☆	Exam	▶ READING 2
0 / 100 viewed 100 rights left (0/100). ☆	Exam	▶ WRITING

The 'APPROVAL/ONAYLAMA' activity is circled in black, and a red arrow points to it from the right. Above the table, there are filters: 'No Grouping', 'List' (selected), 'Card', 'All Activities', 'All Units', and 'Hide Completed'.

First, you need to click on 'I approve/ Onaylıyorum', and then click on 'Start/Başla'.

## APPROVAL/ONAYLAMA (SAMPLE)

Dear Student,

In this application, before the ISTEP, you will see two different texts; Explicit Consent Text and Clarification Text. After reading these texts very carefully and understanding them, if you press the **I APPROVE** button, your exam will be valid. If you press **I DON'T APPROVE** button, **your exam will not be valid and it will not be graded.**

Değerli Öğrencimiz,

Bu uygulamada ISTEP deneme sınavı öncesinde önünüze Açık Rıza Metni ve Aydınlatma Metni çıkacaktır. Bu metinleri dikkatlice okuyup anladıktan sonra, **ONAYLIYORUM** butonuna tıkladığınızda sınavınız geçerli olacaktır. **ONAYLAMİYORUM** butonuna tıkladığınızda **sınavınız geçersiz olacak ve değerlendirmeye alınmayacaktır.**

I Approve

Close

Start

Another page will open, and you will read a 'clarification text' (in English and Turkish).

APPROVAL/ONAYLAMA

1 -

**ISTINYE UNIVERSITY**

**ONLINE ENGLISH PREPARATORY EXAM CLARIFICATION TEXT FOR THE RELEVANT PERSONS**

According to the law No. 6698 on the Protection of Personal Data (hereinafter referred as the "KVK Law"), **Istinye University** (hereinafter referred as the "**UNIVERSITY**") is the data supervisor due to being the processor concerned with personal data.

As the concerned person, we process your personal data as explained below and within the limits specified by legislation. According to Article 10 regulating the Liability of Clarification of Law, we would like to inform you about our personal data processing process, being obliged to inform the real persons on some issues whose personal data are processed.

**1- The Data Supervisor**

In accordance with KVK Law the university, as the Data Supervisor, we may process, disclose or transfer your personal data, which we have specified below, as long as necessary within the scope of our objectives explained below and the principles specified in the legislation.

**2. Your Processed Personal Data, Legal Reasons and Processing Purposes**

Your personal data subject to processing;

**In the Online Exam Process;**

- Name/Surname, Turkish Republic Identification Number, Student Number, E-mail Address
- Visual and Audio Recordings
- Access Logs: (IP Address, MAC Address, Target IP, Port Information, Access Date / Time)

**In Face to Face Exam Process;**

- Name/Surname, Turkish Republic Identification Number, Student Number, E-mail Address

Your collected personal data is processed in accordance with the basic principles stipulated by the KVK Law, "a) Being in compliance with the law and good faith, b) Being accurate and up-to-date when necessary, c) Processing for specific, explicit and legitimate purposes, d) Being connected, limited and measured for the purpose of processing, e) Being preserved for the period required by the relevant legislation or for the purposes for which they are processed".


Foreseen in KVKK's 5/1<sup>st</sup> article; based on the processing condition of "Taking explicit consent",

a) "Foreseeing in laws explicitly";

ç) "Mandatory for the data controller to fulfill her/his legal obligation",

[Report a problem](#)

RemainingTime



59 Minutes

---

List of Answers

1 2

---

Empty  Active  Answer saved  
 Answer not saved

Session ID: 9317a5fd-d433-460c-9b43-99ca53481b65

Read the text, **scroll down**, and select 'I APPROVE/ONAYLIYORUM'. Click on 'Next/Sonraki'.

maddesinde belirtilen haklardan kullanmayı talep ettiğiniz hakkınıza yönelik açıklamalarınızı içeren talebinizi <https://www.istinye.edu.tr/> internet adresinde yer alan Veri İlgilisi Başvuru Formunu doldurarak, formun imzalı bir nüshasını "İstinye Üniversitesi, **Maltepe Mh. Edirne Çırpıcı Yolu No: 9 Cevizlibağ- Zeytinburnu - İstanbul**" adresine kimliğinizi tespit edici belgelerle bizzat elden iletebilir, noter kanalıyla ya da kvkk@istinye.edu.tr e-posta adresine elektronik posta yoluyla veya KVK Kanunu'nda belirtilen diğer yöntemlerle gönderebilir veya ilgili formu istinyeuniversitesi@hs03.kep.tr adresine güvenli elektronik imzalı olarak iletebilirsiniz. Başvuru yolu, yöntemleri ve başvurunun içeriği ile ilgili olarak daha fazla bilgi almak için ..... adresini [AKI1] inceleyebilirsiniz.

KVK Kanunu kapsamında "**Veri Sorumlusu**" sıfatıyla bildiririz.

Saygılarımızla,

**İstinye Üniversitesi**

Adres: Maltepe Mh. Edirne Çırpıcı Yolu No: 9 Cevizlibağ- Zeytinburnu - İstanbul

Tel: 0 850 263 00 00

E-Posta: kvkk@istinye.edu.tr

6698 Sayılı Kişisel Verilerin Korunması Mevzuatı Uyarınca İngilizce Hazırlık Sınavı İlgili Kişi Aydınlatma Metnini Okudum ve Anladım.

- a)  I APPROVE / ONAYLIYORUM
- b)  I DON'T APPROVE / ONAYLAMİYORUM
- Leave it blank

< Previous

1/2

Next >

Close

✓ Finish Exam

On the page that opens, you will read 'Explicit Consent Text/Açık Rıza Metni' (in English and Turkish). Read the text, **scroll down**, and select 'I APPROVE/ ONAYLIYORUM'.

## APPROVAL/ONAYLAMA

2 -

**EXPLICIT CONSENT TEXT FOR  
İSTİNYE UNIVERSITY TEST OF ENGLISH PROFICIENCY**

Within the scope of the Law on the Protection of Personal Data No. 6698 (hereinafter referred to as the "**KVK Law**"), as **Istinye University** (hereinafter referred to as the "**UNIVERSITY**"), being the Data Supervisor, we request your express consent regarding the following, in order to process and/or transfer your personal data listed below, except for the conditions that comply with the other processing conditions under the KVK Law (for example, as is stipulated by law or required for the performance of the contract):

I was informed by Istinye University with the "**Clarification Text for the English Preparatory Exam in Accordance with the KVK Law**".

As a student, my personal data will be transferred to Zoom servers located abroad and to third parties who are business partners within this framework, to the extent that it is accessible during the online exam activity to be carried out by remote online access.

**İSTİNYE ÜNİVERSİTESİ  
ONLİNE İNGİLİZCE HAZIRLIK SINAVI İLGİLİ KİŞİ AÇIK RIZA METNİ**

6698 sayılı Kişisel Verilerin Korunması Kanunu (bundan böyle "**KVK Kanunu**") olarak ifade edilecektir) kapsamında **Istinye Üniversitesi** (bundan böyle "**ÜNİVERSİTE**") olarak ifade edilecektir) olarak, Veri Sorumlusu sıfatıyla, KVK Kanunu kapsamında yer verilen diğer işleme şartlarına uygun olan (örneğin kanunlarda öngörülmesi veya sözleşmenin ifası için gerekli olması) haller haricinde, aşağıda belirtilmiş bulunan kişisel verilerinizin işlenmesi ve/veya aktarılması kapsamında aşağıdaki hususlara ilişkin açık rızanızı talep ediyoruz:

Istinye Üniversitesi tarafından "**KVK Mevzuat Uyarınca İngilizce Hazırlık Sınavı İlgili Kişi Aydınlatma Metni**" ile bilgilendirildiğim.

Öğrenci olarak uzaktan çevrimiçi (online) erişim sağlanması suretiyle gerçekleştirilecek olan online sınav faaliyeti sırasında erişilebilir olduğu ölçüde kişisel verilerimin yurtdışında bulunan Zoom sunucularına ve bu çerçevede iş ortağı olan üçüncü kişilere aktarılmasına açık rıza veriyorum.

a) I APPROVE / ONAYLIYORUM

b) I DON'T APPROVE / ONAYLAMİYORUM

Leave it blank

DİLEK GÖYMEN (dilek.goymen@istinye.edu.tr)

[Report a problem](#)

RemainingTime

48 Minutes

List of Answers

1 2

X Empty X Active X Answer saved  
X Answer not saved

Session ID: 9317a5fd-d433-460c-9b43-99ca53481b65

When you are done, click on 'FINISH EXAM/SINAVI BİTİR'.

APPROVAL/ONAYLAMA

2 -

**EXPLICIT CONSENT TEXT FOR  
ISTINYE UNIVERSITY TEST OF ENGLISH PROFICIENCY**

Within the scope of the Law on the Protection of Personal Data No. 6698 (hereinafter referred to as the "**KVK Law**"), as **Istinye University** (hereinafter referred to as the "**UNIVERSITY**"), being the Data Supervisor, we request your express consent regarding the following, in order to process and/or transfer your personal data listed below, except for the conditions that comply with the other processing conditions under the KVK Law (for example, as is stipulated by law or required for the performance of the contract):

I was informed by Istinye University with the "**Clarification Text for the English Preparatory Exam in Accordance with the KVK Law**".

As a student, my personal data will be transferred to Zoom servers located abroad and to third parties who are business partners within this framework, to the extent that it is accessible during the online exam activity to be carried out by remote online access.

**İSTİNYE ÜNİVERSİTESİ  
ONLİNE İNGİLİZCE HAZIRLIK SINAVI İLGİLİ KİŞİ AÇIK RIZA METNİ**

6698 sayılı Kişisel Verilerin Korunması Kanunu (bundan böyle "**KVK Kanunu**" olarak ifade edilecektir) kapsamında **Istinye Üniversitesi** (bundan böyle "**ÜNİVERSİTE**" olarak ifade edilecektir) olarak, Veri Sorumlusu sıfatıyla, KVK Kanunu kapsamında yer verilen diğer işleme şartlarına uygun olan (örneğin kanunlarda öngörülmesi veya sözleşmenin ifası için gerekli olması) haller haricinde, aşağıda belirtilmiş bulunan kişisel verilerinizin işlenmesi ve/veya aktarılması kapsamında aşağıdaki hususlara ilişkin açık rızanızı talep ediyoruz:

Istinye Üniversitesi tarafından "**KVK Mevzuat Uyarınca İngilizce Hazırlık Sınavı İlgili Kişi Aydınlatma Metni**" ile bilgilendirildiğim.

Öğrenci olarak uzaktan çevrimiçi (online) erişim sağlanması suretiyle gerçekleştirilecek olan online sınav faaliyeti sırasında erişilebilir olduğu ölçüde kişisel verilerimin yurtdışında bulunan Zoom sunucularına ve bu çerçevede iş ortağı olan üçüncü kişilere aktarılmasına açık rıza veriyorum.

a)  I APPROVE / ONAYLIYORUM  
b)  I DON'T APPROVE / ONAYLAMİYORUM  
 Leave it blank

Report a problem

RemainingTime

48 Minutes

List of Answers

1 2

X Empty X Active X Answer saved  
X Answer not saved

Session ID: 9317a5fd-d433-460c-9b43-99ca53481b65

Close Finish Exam

A warning will pop up asking "Are you sure to finish the exam?" ("Sınavı bitirmeye istediğimize emin misiniz?"). To complete the APPROVAL section, click on "Yes" ("Evet").

APPROVAL/ONAYLAMA

DİLEK GÖYMEN (dilek.goymen@istinye.edu.tr)

2- EXPLICIT CONSENT TEXT FOR  
ISTINYE UNIVERSITY TEST OF ENGLISH PROFICIENCY

Within the scope of the Law on the Protection of Personal Data No. 6698 (hereinafter referred to as the "Law"), as Istinye University (hereinafter referred to as the "UNIVERSITY"), being the Data Controller, request your express consent regarding the following, in order to process and/or transfer your personal data listed below, except for the conditions that comply with the other processing conditions stipulated in the Law (for example, as is stipulated by law or required for the performance of the contract):

I was informed by Istinye University with the "Clarification Text for the English Proficiency Test in Accordance with the KVK Law".

As a student, my personal data will be transferred to Zoom servers located abroad and to other entities that are business partners within this framework, to the extent that it is accessible during the exam and to be carried out by remote online access.

İSTINYE ÜNİVERSİTESİ  
ONLİNE İNGİLİZCE HAZIRLIK SINAVI İLGİLİ KİŞİ AÇIK RIZA METNİ

6698 sayılı Kişisel Verilerin Korunması Kanunu (bundan böyle "KVK Kanunu" olarak ifade edilecektir) kapsamında **Istinye Üniversitesi** (bundan böyle "ÜNİVERSİTE" olarak ifade edilecektir) olarak, Veri Sorumlusu sıfatıyla, KVK Kanunu kapsamında yer verilen diğer işleme şartlarına uygun olan (örneğin kanunlarda öngörülmesi veya sözleşmenin ifası için gerekli olması) haller haricinde, aşağıda belirtilmiş bulunan kişisel verilerinizin işlenmesi ve/veya aktarılması kapsamında aşağıdaki hususlara ilişkin açık rızanızı talep ediyoruz:

Istinye Üniversitesi tarafından "KVK Mevzuat Uyarınca İngilizce Hazırlık Sınavı İlgili Kişi Aydınlatma Metni" ile bilgilendirildiğim.

Öğrenci olarak uzaktan çevrimiçi (online) erişim sağlanması suretiyle gerçekleştirilecek olan online sınav faaliyeti sırasında erişilebilir olduğu ölçüde kişisel verilerimin yurtdışında bulunan Zoom sunucularına ve bu çerçevede iş ortağı olan üçüncü kişilere aktarılmasına açık rıza veriyorum.

Are you sure to finish the exam?

Tüm soruları cevaplamadınız.  
Cevapladığınız soru sayısı: 1  
Boş bırakılan soru sayısı: 1

Sınavı bitirmek için Evet düğmesine, sayfada kalmak için Hayır düğmesine tıklayınız.  
Sınavı bitirmeniz durumunda, sınav giriş hakkınızı kullanmış olacaksınız.  
Eğer başka giriş hakkınız yok ise sınava tekrar girmeniz mümkün olmayacaktır.

Yes

List of Answers

2

X Empty X Active X Answer saved  
X Answer not saved

Session ID: 9317a5fd-d433-460c-9b43-99ca53481b65

You have completed the APPROVAL section. Click on 'Close'.

APPROVAL/ONAYLAMA

✓ Your answers has been saved

You have completed APPROVAL.

Close





Next, you will begin the actual test. The first section is READING 1. When it is time for READING 1 (the proctor will notify you when), click on 'READING 1'

The screenshot shows the user interface of the İSTİNYE ÜNİVERSİTESİ LMS. The top header features the university logo and name. A left sidebar contains navigation options: Home, My Courses (highlighted in red), Calendar, My Gradebook, Communication Tools, and My Links. The main content area displays a list of activities with the following columns: Status, Type, and Name. The activities listed are:

Status	Type	Name
0 / 100 viewed 100 rights left (0/100). ☆	Exam	APPROVAL/ONAYLAMA
0 / 100 viewed 100 rights left (0/100). ☆	Exam	READING 1
0 / 100 viewed 100 rights left (0/100). ☆	Exam	READING 2
0 / 100 viewed 100 rights left (0/100). ☆	Exam	WRITING

The 'READING 1' activity is circled in black, and a red checkmark is drawn over it, indicating it is the correct selection for the test.

# You will see the instructions for this section of the test.

In this part of the test, you are going to read a text about "\*\*\*\*\*". There are 10 questions in total. You will see the questions one by one. You need to write your answer in the text box below each question. Answer each question according to the text given. For all of the questions, give precise answers and write the answer only; do not write anything else. You do not need to paraphrase or change the form of any words. You have 40 minutes to answer the questions.

To see the next question, click on "Next". To return to a previous question, click on "Previous".

Make sure you have answered all questions before you click on "Finish Exam". If you click on "Finish Exam", a warning will pop up asking "Are you sure to finish the exam?". To finish the exam, click on "Yes". DO NOT click on "Finish Exam" before you finish the test. All your actions will be recorded while you are on the test. The section will be automatically closed when the time is up. Even if you do not click on "Finish Exam", all your answers will have been recorded on the system.

If you experience problems (e.g., if the test screen closes because of connection problems), try to enter the test section again (you can do this on the same computer or on another device). You will be able to continue from where you left off.

The following actions are strictly forbidden in the test:

- opening a new tab or window on your browser,
- leaving the test screen,
- opening or using any online or offline documents/tools that are not allowed in the test,
- using any extensions in your browser that give you an unfair advantage over other test takers (e.g., extensions that provide the meaning of words or provide feedback on your writing),
- having someone else take the test for you,
- getting help from someone else during the test,

Close

Start


**SCROLL DOWN.** You will see "I Approve". You need to select "I Approve" and click on "Start" to begin the test.

The following actions are strictly forbidden in the test:

- opening a new tab or window on your browser,
- leaving the test screen,
- opening or using any online or offline documents/tools that are not allowed in the test,
- using any extensions in your browser that give you an unfair advantage over other test takers (e.g., extensions that provide the meaning of words or provide feedback on your writing),
- having someone else take the test for you,
- getting help from someone else during the test,
- using any remote access control software,
- taking a screenshot,
- muting yourself or turning off your camera on Zoom,
- talking during the test,
- moving out of the sight of the invigilator,
- having any other devices on your desk.

If the ALMS system or your invigilator detects that you have attempted to engage in any behavior/actions that are not allowed in the test, your test will be invalidated. If a particular action is identified to be an attempt at cheating, it will be investigated by the disciplinary committee.

Note that during the test, all your actions on the computer will be recorded by the ALMS system. The test will be proctored by invigilators on Zoom and Zoom recordings will be kept on our system.



In the Reading Sections, you will see the reading selections and questions one by one.

1- Drive Theory

Drive refers to increased arousal and internal motivation to reach a particular goal. Psychologists differentiate between primary and secondary drives. Primary drives are directly related to survival and include the need for food, water, and oxygen. Secondary or acquired drives are those that are determined by culture, such as the drive to obtain money, intimacy, or social approval. Drive theory holds that these drives motivate people to reduce desires by choosing responses that will most effectively do so. For instance, when a person feels hunger, he or she is motivated to reduce that drive by eating; when there is a task at hand, the person is motivated to complete it.

**Drive theory highlights the role of survival and \_\_\_\_\_ in primary drives and secondary drives, respectively.**

You can write maximum 3900 character.

< Previous

1/10


Next >

Close

✓ Finish Exam

[Report a problem](#)

RemainingTime



List of Answers

- 1
- 2
- 3
- 4
- 5
- 6
- 7
- 8
- 9
- 10

X Empty X Active X Answer saved

X Answer not saved

Session ID: 1e537ea5-c74a-4d6f-b003-4fc389bd9ac9

You need to write your answer in the text box below the question.

1- Drive Theory

Drive refers to increased arousal and internal motivation to reach a particular goal. Psychologists differentiate between primary and secondary drives. Primary drives are directly related to survival and include the need for food, water, and oxygen. Secondary or acquired drives are those that are determined by culture, such as the drive to obtain money, intimacy, or social approval. Drive theory holds that these drives motivate people to reduce desires by choosing responses that will most effectively do so. For instance, when a person feels hunger, he or she is motivated to reduce that drive by eating; when there is a task at hand, the person is motivated to complete it.

Drive theory highlights the role of survival and \_\_\_\_\_ in primary drives and secondary drives, respectively.

culture

< Previous

1/10


Next >

Close

✓ Finish Exam

[Report a problem](#)

RemainingTime



List of Answers

- 1
- 2
- 3
- 4
- 5
- 6
- 7
- 8
- 9
- 10

- Empty
- Active
- Answer saved
- Answer not saved

Session ID: 1e537ea5-c74a-4d6f-b003-4fc389bd9ac9

To see the next question, click on "Next".

To return to a previous question, click on "Previous"

## 2- Dual Process Theories

Dual process theories are a group of theories in social, personality, and cognitive psychology that describe how people think about information when they make judgments or solve problems. These theories are called dual process because they distinguish two basic ways of thinking about information: a relatively fast, superficial, spontaneous mode based on intuitive associations, and a more in-depth, effortful, step-by-step mode based on systematic reasoning. Dual process theories have been applied in many areas of psychology, including persuasion, stereotyping, person perception, memory, and negotiation. In general, these theories assume that people will think about information in a relatively superficial and spontaneous way unless they are both able and motivated to think more carefully.

**The text states that in order to engage in systematic reasoning, people should not only have the capability, but they should also be \_\_\_\_\_ to do so.**

motivated

< Previous

2/10


Next >

Close

✓ Finish Exam

[Report a problem](#)

RemainingTime



List of Answers

- 1
- 2
- 3
- 4
- 5
- 6
- 7
- 8
- 9
- 10

- Empty
- Active
- Answer saved
- Answer not saved

Session ID: 1e537ea5-c74a-4d6f-b003-4fc389bd9ac9

You will see how much time is remaining on the right side of the screen.

### 3- Social Identity Theory

Social identity theory explains how the self-concept is associated with group membership and group and intergroup behavior. Originating in the work of Henri Tajfel in the late 1960s and collaboration with John Turner in the 1970s, social identity theory has a number of different conceptual foci. The two most significant are the social identity theory of intergroup relations and the social identity theory of the group, **the latter** called self-categorization theory. Social identity theory has developed to become one of social psychology's most significant and extensively cited analyses of inter-group and group phenomena.

**What does "the latter" refer to in the text?**

the social identity theory of the group

◀ Previous 3/10 Next ▶

Close ✓ Finish Exam

The screenshot shows the right side of the exam interface. At the top, a circular timer displays "37 Minutes" with the text "RemainingTime" above it. A large black hand-drawn oval encircles the timer, and a red arrow points from the right towards it. Below the timer is a "List of Answers" section with 10 numbered buttons (1-10). Buttons 1, 2, and 3 are highlighted in blue, while buttons 4, 5, 6, 7, 8, 9, and 10 are grey. Below the list, there are status indicators: "X Empty", "X Active", "X Answer saved" (with a blue background), and "X Answer not saved" (with an orange background). At the bottom, the "Session ID" is displayed as "1e537ea5-c74a-4d6f-b003-4fc389bd9ac9".

If you have answered a question, it will be marked in blue. You can see which questions you have answered, and which ones you have not answered yet (marked in gray). You can also navigate between the questions by clicking on the question number.

3- Social Identity Theory

Social identity theory explains how the self-concept is associated with group membership and group and intergroup behavior. Originating in the work of Henri Tajfel in the late 1960s and collaboration with John Turner in the 1970s, social identity theory has a number of different conceptual foci. The two most significant are the social identity theory of intergroup relations and the social identity theory of the group, **the latter** called self-categorization theory. Social identity theory has developed to become one of social psychology's most significant and extensively cited analyses of inter-group and group phenomena.

**What does "the latter" refer to in the text?**

the social identity theory of the group

< Previous 3/10 Next >

Close Finish Exam

Report a problem

RemainingTime

37 Minutes

List of Answers

1	2	3	4	5	6
7	8	9	10		

X Empty X Active X Answer saved  
X Answer not saved

Session ID: 1e537ea5-c74a-4d6f-b003-4fc389bd9ac9



If there are two blanks in a question, separate your answers with a symbol like / or -.

1 - Thai cave boys, 2018

In June and July 2018, a widely publicised cave rescue saved the lives of members of a junior football team who were trapped inside the Tham Luang Nang Non cave in Thailand. Twelve members of the team, aged eleven to sixteen, and their 25-year-old assistant coach entered the cave on 23 June after football practice. Shortly afterwards, heavy rains partially flooded the cave, blocking their way out. Efforts to locate the group were hampered by rising water levels and strong currents, and no contact was made for more than a week. The rescue effort expanded into a massive operation amid intense worldwide public interest involving international rescue teams. The children were ultimately saved, miraculously extracted from the labyrinthine cave network, and the world collectively exhaled.

The text states that due to \_\_\_\_\_ and \_\_\_\_\_, it became quite a challenge to determine where in the cave the team members were.

rising water levels  
strong currents

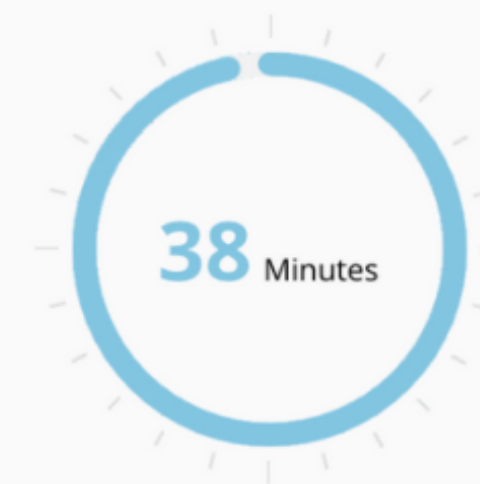
< Previous 1/10 Next >

Close

✓ Finish Exam

[Report a problem](#)

RemainingTime



List of Answers

1 2 3 4 5 6  
7 8 9 10

Empty  Active  Answer saved

Answer not saved

Session ID: 1e537ea5-c74a-4d6f-b003-4fc389bd9ac9

1 - Thai cave boys, 2018

In June and July 2018, a widely publicised cave rescue saved the lives of members of a junior football team who were trapped inside the Tham Luang Nang Non cave in Thailand. Twelve members of the team, aged eleven to sixteen, and their 25-year-old assistant coach entered the cave on 23 June after football practice. Shortly afterwards, heavy rains partially flooded the cave, blocking their way out. Efforts to locate the group were hampered by rising water levels and strong currents, and no contact was made for more than a week. The rescue effort expanded into a massive operation amid intense worldwide public interest involving international rescue teams. The children were ultimately saved, miraculously extracted from the labyrinthine cave network, and the world collectively exhaled.

The text states that due to \_\_\_\_\_ and \_\_\_\_\_, it became quite a challenge to determine where in the cave the team members were.

rising water levels  
strong currents

< Previous

1/10

Next >

Close

✓ Finish Exam

[Report a problem](#)

RemainingTime

38 Minutes

List of Answers

1 2 3 4 5 6  
7 8 9 10

X Empty X Active X Answer saved

X Answer not saved

Session ID: 91940bbc-1fb9-496c-baf3-f6753bff7d94

When you have finished answering questions, all your answers will be marked in blue.

1 - Thai cave boys, 2018

In June and July 2018, a widely publicised cave rescue saved the lives of members of a junior football team who were trapped inside the Tham Luang Nang Non cave in Thailand. Twelve members of the team, aged eleven to sixteen, and their 25-year-old assistant coach entered the cave on 23 June after football practice. Shortly afterwards, heavy rains partially flooded the cave, blocking their way out. Efforts to locate the group were hampered by rising water levels and strong currents, and no contact was made for more than a week. The rescue effort expanded into a massive operation amid intense worldwide public interest involving international rescue teams. The children were ultimately saved, miraculously extracted from the labyrinthine cave network, and the world collectively exhaled.

The text states that due to \_\_\_\_\_ and \_\_\_\_\_, it became quite a challenge to determine where in the cave the team members were.

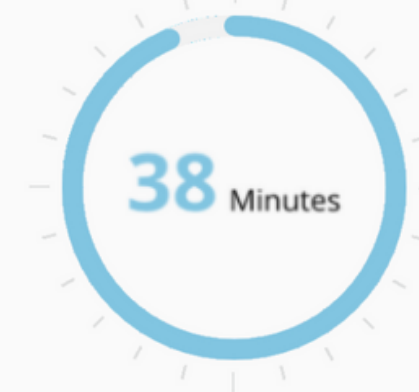
rising water levels  
strong currents

< Previous 1/10 Next >

Close  Finish Exam

[Report a problem](#)

RemainingTime



List of Answers

- |   |   |   |    |   |   |
|---|---|---|----|---|---|
| 1 | 2 | 3 | 4  | 5 | 6 |
| 7 | 8 | 9 | 10 |   |   |

Empty  Active  Answer saved  
 Answer not saved

Session ID: 91940bbc-1fb9-496c-baf3-f6753bff7d94

Make sure you have answered all questions before you click on "Finish Exam".  
**DO NOT click on "Finish Exam" before you finish answering the questions.**

## ISTEP READING 1

### 1- Occupy Wall Street

Around 1,000 people marched through the streets of New York City's Financial District in September 2011 under an "Occupy Wall Street" banner. The protesters called for an end to income inequality and the influence of money in politics, and called for an end to what they saw as a failing financial system. Like the Arab Spring, a wave of uprisings against authoritarian regimes in the Middle East that began that year, the Occupy Wall Street movement spread via social media. Thousands more people joined up to join the sit-in in Zuccotti Park, near the New York Stock Exchange, and protests launched in dozens of cities across the country.

The writer highlights the role of \_\_\_\_\_ in the expansion of the political movements that are introduced in the paragraph.

You can write maximum 3900 character.

< Previous

1/10

Next >

Close

Finish Exam

Are you sure to finish the exam?

Tüm soruları cevaplamadınız.

Cevapladığınız soru sayısı: 0

Boş bırakılan soru sayısı: 10

Sınavı bitirmek için Evet düğmesine, sayfada kalmak için Hayır düğmesine tıklayınız.

Sınavı bitirmeniz durumunda, sınav giriş hakkınızı kullanmış olacaksınız.

Eğer başka giriş hakkınız yok ise sınava tekrar girmeniz mümkün olmayacaktır.

No

Yes

List of Answers

1 2 3 4 5 6  
7 8 9 10

X Empty X Active X Answer saved

X Answer not saved

Session ID: a7073c1f-9a65-4455-873c-df96fb449196


When you click on "Finish Exam", a warning will pop up asking "Are you sure to finish the exam?". To finish the exam, click on "Yes"

You have completed READING 1. Click on 'Close'.

✓ Your answers has been saved

You have completed ISTEP READING 1.

Close



Next, you will begin the second section, READING 2. When it is time for READING 2, click on 'READING 2' You will follow the same procedures as in READING 1.

The screenshot shows the user interface of the İSTİNYE ÜNİVERSİTESİ LMS. The top header features the university logo and name. A left sidebar contains navigation options: Home, My Courses (highlighted in red), Calendar, My Gradebook, Communication Tools, and My Links. The main content area displays a list of activities with the following columns: Status, Type, and Name. The activities listed are APPROVAL/ONAYLAMA, READING 1, READING 2, and WRITING. Each activity row includes a status indicator (0/100 viewed, 100 rights left), a type (Exam), and a name with a play button icon. The 'READING 2' activity is circled in black, and a red arrow points to it from the right.

Status	Type	Name
0 / 100 viewed 100 rights left (0/100). ☆	Exam	▶ APPROVAL/ONAYLAMA
0 / 100 viewed 100 rights left (0/100). ☆	Exam	▶ READING 1
0 / 100 viewed 100 rights left (0/100). ☆	Exam	▶ READING 2
0 / 100 viewed 100 rights left (0/100). ☆	Exam	▶ WRITING

When it is time for WRITING, click on 'WRITING'

The screenshot shows the user interface of the İSTİNYE ÜNİVERSİTESİ LMS. The header includes the university logo and name. A left sidebar contains navigation options: Home, My Courses (highlighted in red), Calendar, My Gradebook, Communication Tools, and My Links. The main content area displays a list of activities with the following columns: Status, Type, and Name. The activities listed are APPROVAL/ONAYLAMA, READING 1, READING 2, and WRITING. Each activity row includes a status indicator (0/100 viewed, 100 rights left), a type (Exam), and a name with a play button icon. The 'WRITING' activity is circled in black, and a red checkmark is drawn next to it.

Status	Type	Name
0 / 100 viewed 100 rights left (0/100). ☆	Exam	▶ APPROVAL/ONAYLAMA
0 / 100 viewed 100 rights left (0/100). ☆	Exam	▶ READING 1
0 / 100 viewed 100 rights left (0/100). ☆	Exam	▶ READING 2
0 / 100 viewed 100 rights left (0/100). ☆	Exam	▶ WRITING

# You will see the instructions for this section of the test.

In this part of the test, you are going to write two essays on the topics given. There are two essay topics. You will see the topics one by one. You need to write your essay in the text box below each topic. Each essay should be around 250-300 words. You have 100 minutes to write two essays.

To see the next essay topic, click on "Next". If you feel that you need to make changes on your first essay, you can click on "Previous". In other words, you can move between the essays if you need to.

Make sure you have written both essays before you click on "Finish Exam". If you click on "Finish Exam", a warning will pop up asking "Are you sure to finish the exam?". To finish the exam, click on "Yes". DO NOT click on "Finish Exam" before you finish the test. All your actions will be recorded while you are on the test. The section will be automatically closed when the time is up. Even if you do not click on "Finish Exam", your essays will have been recorded on the system.

If you experience problems (e.g., if the test screen closes because of connection problems), try to enter the test section again (you can do this on the same computer or on another device). You will be able to continue from where you left off.

The following actions are strictly forbidden in the test:

- opening a new tab or window on your browser,
- leaving the test screen,
- opening or using any online or offline documents/tools that are not allowed in the test,
- using any extensions in your browser that give you an unfair advantage over other test takers (e.g., extensions that provide the meaning of words or provide feedback on your writing),
- having someone else take the test for you,
- getting help from someone else during the test,

Close Start



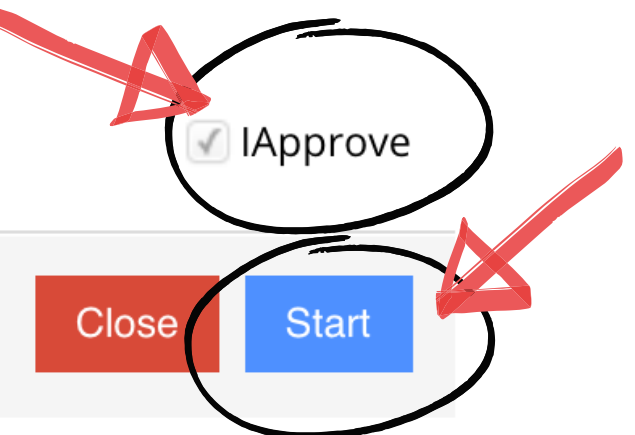
**SCROLL DOWN.** You will see "I Approve". You need to select "I Approve" and click on "Start" to begin the test.

The following actions are strictly forbidden in the test:

- opening a new tab or window on your browser,
- leaving the test screen,
- opening or using any online or offline documents/tools that are not allowed in the test,
- using any extensions in your browser that give you an unfair advantage over other test takers (e.g., extensions that provide the meaning of words or provide feedback on your writing),
- having someone else take the test for you,
- getting help from someone else during the test,
- using any remote access control software,
- taking a screenshot,
- muting yourself or turning off your camera on Zoom,
- talking during the test,
- moving out of the sight of the invigilator,
- having any other devices on your desk.

If the ALMS system or your invigilator detects that you have attempted to engage in any behavior/actions that are not allowed in the test, your test will be invalidated. If a particular action is identified to be an attempt at cheating, it will be investigated by the disciplinary committee.

Note that during the test, all your actions on the computer will be recorded by the ALMS system. The test will be proctored by invigilators on Zoom and Zoom recordings will be kept on our system.



In the Writing Section, you will need to write two essays. You need to write your essay in the text box below the essay topic.

1 - **Brain drain has become a serious problem, particularly for underdeveloped and developing countries.**  
**What can be done to fight against this phenomenon?**

You can use the ideas below and/or your own ideas.

- improve economy
- create employment opportunities
- promote freedom
- invest in education

Brain drain can be described as a process by which a country loses its educated workers to another country as a result of migration. Today, too, large numbers of educated people emigrate into more industrialized countries. As a result brain drain has emerged as an important problem for underdeveloped countries. In order to fight against brain drain, it is essential to improve economy and promote freedom. --- First of all, having a strong economy is essential for countries to keep their citizens from wanting to move to other countries. That is why it is a must for the governments of

< Previous 1/2 Next >

Close ✓ Finish Exam

List of An:

1

X Em

X Ans

Sessi

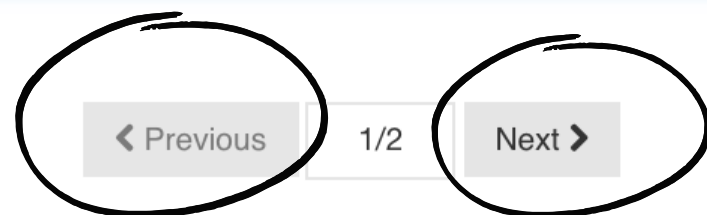
To see the next essay topic, click on "Next". If you feel that you need to make changes on your first essay, you can click on "Previous". In other words, you can move between the essays if you need to.

1- **Brain drain has become a serious problem, particularly for underdeveloped and developing countries.**  
**What can be done to fight against this phenomenon?**

You can use the ideas below and/or your own ideas.

- improve economy
- create employment opportunities
- promote freedom
- invest in education

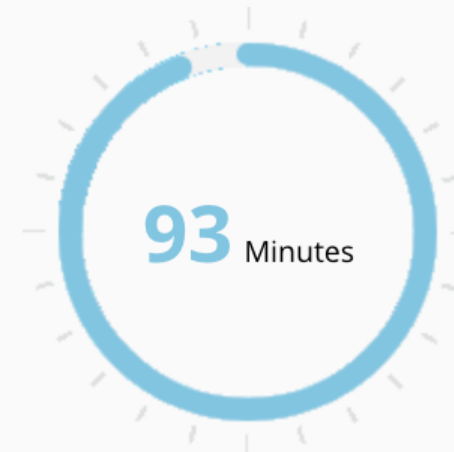
Brain drain can be described as a process by which a country loses its educated workers to another country as a result of migration. Today, too, large numbers of educated people emigrate into more industrialized countries. As a result brain drain has emerged as an important problem for underdeveloped countries. In order to fight against brain drain, it is essential to improve economy and promote freedom. --- First of all, having a strong economy is essential for countries to keep their citizens from wanting to move to other countries. That is why it is a must for the governments of



[Close](#) [✓ Finish Exam](#)

[Report a problem](#)

RemainingTime



List of Answers

[1](#) [2](#)

Empty  Active  Answer saved  
 Answer not saved

Session ID: 1d77dbc9-49cd-4b7b-8a36-ab6b1b8b8efe

In the writing section, **you need to put --- or / to separate the paragraphs**, as is shown in the example below.

Brain drain can be described as a process by which a country loses its educated workers to another country as a result of migration. Today, too, large numbers of educated people emigrate into more industrialized countries. As a result brain drain has emerged as an important problem for underdeveloped countries. In order to fight against brain drain, it is essential to improve economy and promote freedom. --- First of all, having a strong economy is essential for countries to keep their citizens from wanting to move to other countries. That is why it is a must for the governments of

◀ Previous

1/2

Next ▶

Close

✓ Finish Exam

When you have finished your essays, click on 'Finish Exam'.

1- **Brain drain has become a serious problem, particularly for underdeveloped and developing countries.**  
**What can be done to fight against this phenomenon?**

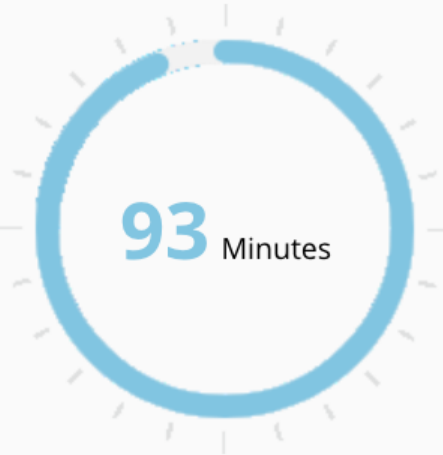
You can use the ideas below and/or your own ideas.

- improve economy
- create employment opportunities
- promote freedom
- invest in education

Brain drain can be described as a process by which a country loses its educated workers to another country as a result of migration. Today, too, large numbers of educated people emigrate into more industrialized countries. As a result brain drain has emerged as an important problem for underdeveloped countries. In order to fight against brain drain, it is essential to improve economy and promote freedom. --- First of all, having a strong economy is essential for countries to keep their citizens from wanting to move to other countries. That is why it is a must for the governments of

< Previous 1/2 Next >

Close **✓ Finish Exam**



List of Answers

1 2

X Empty X Active X Answer saved  
X Answer not saved

Session ID: 1d77dbc9-49cd-4b7b-8a36-ab6b1b8b8efe

- Keep in mind that all your actions will be saved by the ALMS system during the exam, as long as your computer is connected to the Internet.
- If you experience problems (e.g., if the test screen closes because of connection problems), try to enter the test section again. You will be able to continue from where you left off.
- Each section will be automatically closed when the time is up. Even if you do not click on "Finish Exam", all your answers will have been recorded on the system.